

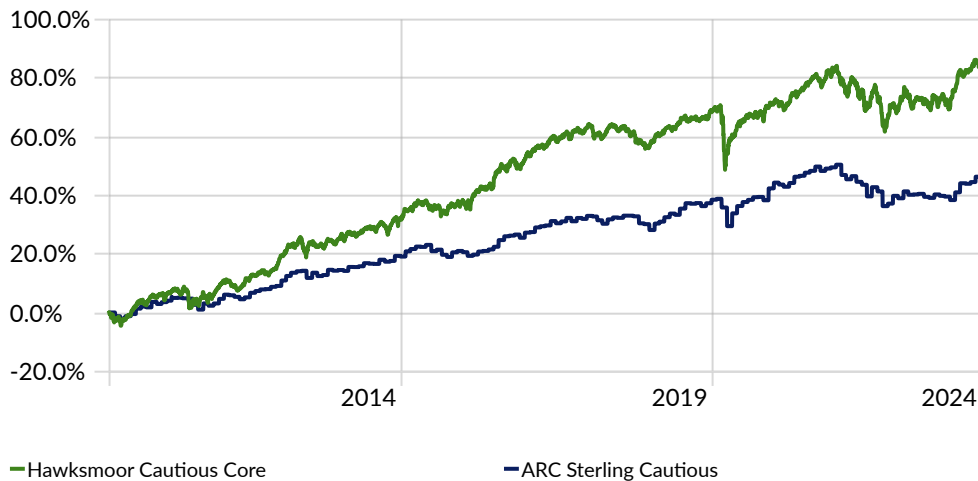
Hawksmoor Cautious Core (0-40% Equity)

As of 30/04/2024

Objective

Cautious (0–40% Equity) portfolios are intended for clients where a degree of equity risk is appropriate through an investment cycle, but where the longer-term preservation of capital is of primary importance. The portfolio will be managed with an asset allocation and risk profile consistent with a Dynamic Planner Fund Risk Profile of 4. You should be looking to invest for at least 3 years. The objective of this portfolio is to provide returns from a combination of in-come and capital growth within this risk mandate.

Performance (since inception)



Cumulative Performance

	3 Months	1 Year	3 Years	5 Years	Since Inception
Hawksmoor Cautious Core	1.67	7.09	6.26	13.49	85.47
ARC Sterling Cautious	0.87	3.32	-0.79	8.50	45.29

Annual Performance

	YTD	2023	2022	2021	2020
Hawksmoor Cautious Core	1.47	7.92	-7.89	7.23	1.82
ARC Sterling Cautious	0.74	3.68	-7.60	4.23	4.20

There may be small variations in portfolio yield, costs and past performance of the portfolio between platforms due to share class and fund availability, and because of the timing of the trading. Performance data sourced from Morningstar (total return, bid to bid, excluding fund rebates, and excluding fees applied by the platform and adviser, but including Hawksmoor's fee). These figures refer to the past and past performance is not a reliable indicator of future results.



Portfolio Facts

Inception Date:	22/04/2010
Estimated Portfolio Yield (%):	3.41
5 Year Return (%):	13.49
# of Holdings:	22
Hawksmoor annual management charge (%):	0.25
Ongoing charges of underlying funds (%):	0.54
Transactional costs of underlying funds (%):	0.13

Ratings



Top Holdings

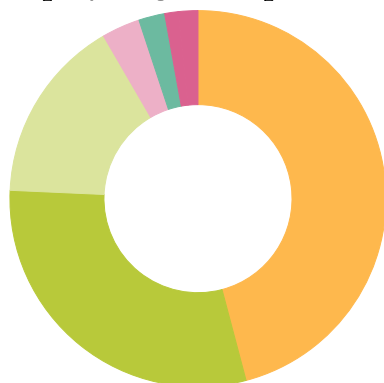
Fund Name	Portfolio Weighting %
Guinness Global Equity Income Y GBP Dist	7.0
Man GLG Sterling Corp Bd Inst Inc G	7.0
Schroder Strategic Credit L Inc	7.0
FTF Martin Currie UK Equity Income W Inc	6.0
L&G International Index I Acc	6.0
M&G UK Inflation Lnkd Corp Bd GBP I Inc	6.0
Fortem Capital Prgrv Gr A GBP Acc	5.0
IFSL Church House Invmt Grd Fxd Intr Inc	5.0
Premier Miton Strat Mly Inc Bd C acc	5.0
Aviva Investors Strategic Bd 2 GBP Inc	4.0

Asset Allocation



	%
Bond	55
Stock	35
Cash	5
Other	5
Total	100

Equity Region Exposure Breakdown



	%
North America	46
United Kingdom	30
Europe Developing	16
Japan	3
Asia Developing	2
Australasia	1
Other	2
Total	100

There may be small variations in the holdings and asset allocation of the portfolio between platforms due to share class and fund availability. Where a fund is not available on a platform, a suitable alternative is chosen. There may be some circumstances when certain investments (e.g. property funds) may not be readily realisable and investors may experience difficulty in selling the investment or in obtaining reliable information as to its value. The values may not equal 100 due to rounding.

Important Information. For Professional advisers only. This document is issued by Hawksmoor Investment Management Limited ("Hawksmoor") which is authorised and regulated by the Financial Conduct Authority. Hawksmoor's registered office is 2nd Floor Stratus House, Emperor Way, Exeter Business Park, Exeter, Devon EX1 3QS. Company Number: 6307442. This document does not constitute an offer or invitation to any person, nor should its content be interpreted as investment or tax advice for which you should consult your financial adviser and/or accountant. The information and opinions herein are compiled from sources believed to be reliable at the time of writing and are given in good faith, but no representation is made as to their accuracy, completeness, or correctness. Any opinion expressed in this document, whether in general or both on the performance of individual securities and in a wider economic context, represents the views of Hawksmoor at the time of preparation and may be subject to change. Past performance is not a guide to future performance. The value of an investment and any income from it can fall as well as rise as a result of market and currency fluctuations. You may not get back the amount you originally invested. All information referred herein is at the report date unless otherwise stated.

Source: Morningstar Direct

Manager Information

The Hawksmoor Model Portfolio Service is managed by:

Richard Philbin
CIO-Investment
Solutions



Kishan Raja
Investment Manager



For more information, please contact Jill Gill on 01392 454708 or at jill.gill@hawksmoorim.co.uk

Availability

This Portfolio is available on the following platforms: Aegon Retirement, Aviva, IFDL, Novia, Quilter, Standard Life Wrap, Transact

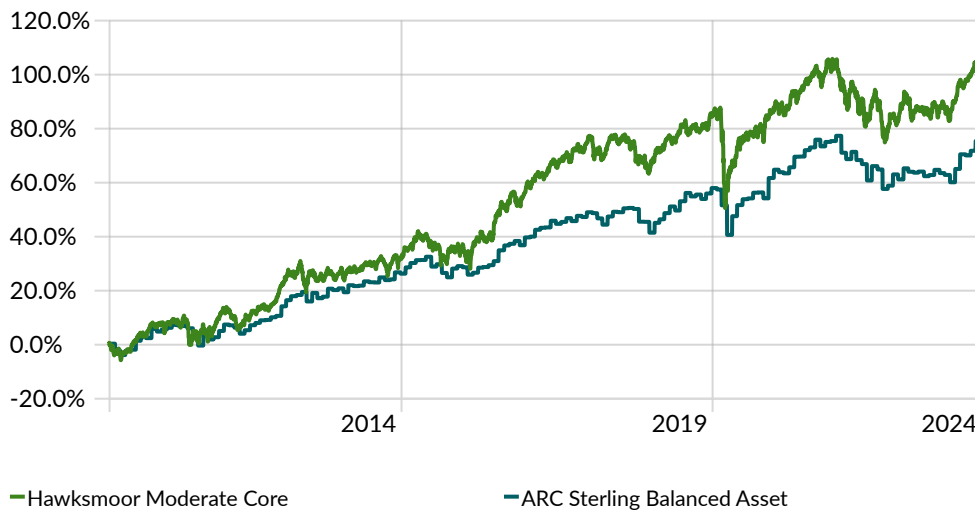
Hawksmoor Moderate Core (40-60% Equity)

As of 30/04/2024

Objective

Moderate (40–60% Equity) portfolios are intended for clients seeking returns in excess of inflation, typically with an equity content of close to 50%. These returns are not to the exclusion of the longer-term preservation of capital. The Portfolio value will tend to rise and fall with equity markets, but to a lesser degree. The portfolio will be managed with an asset allocation and risk profile consistent with a Dynamic Planner Fund Risk Profile of 5. You should be looking to invest for at least 5 years. The objective of this portfolio is to provide returns from a combination of income and capital growth within this risk mandate.

Performance (from inception)



Cumulative Performance

	3 Months	1 Year	3 Years	5 Years	Since Inception
Hawksmoor Moderate Core	2.93	8.62	5.36	15.02	103.58
ARC Sterling Balanced Asset	2.12	5.85	2.41	14.92	73.53

Annual Performance

	YTD	2023	2022	2021	2020
Hawksmoor Moderate Core	2.83	8.18	-10.83	9.91	1.38
ARC Sterling Balanced Asset	1.87	5.79	-9.14	7.64	4.31

There may be small variations in portfolio yield, costs and past performance of the portfolio between platforms due to share class and fund availability, and because of the timing of the trading. Performance data sourced from Morningstar (total return, bid to bid, excluding fund rebates, and excluding fees applied by the platform and adviser, but including Hawksmoor's fee). These figures refer to the past and past performance is not a reliable indicator of future results.



Portfolio Facts

Inception Date:	22/04/2010
Estimated Portfolio Yield (%):	3.36
5 Year Return (%):	15.02
# of Holdings:	24
Hawksmoor annual management charge (%):	0.25
Ongoing charges of underlying funds (%):	0.56
Transactional and incidental costs of underlying funds (%):	0.19

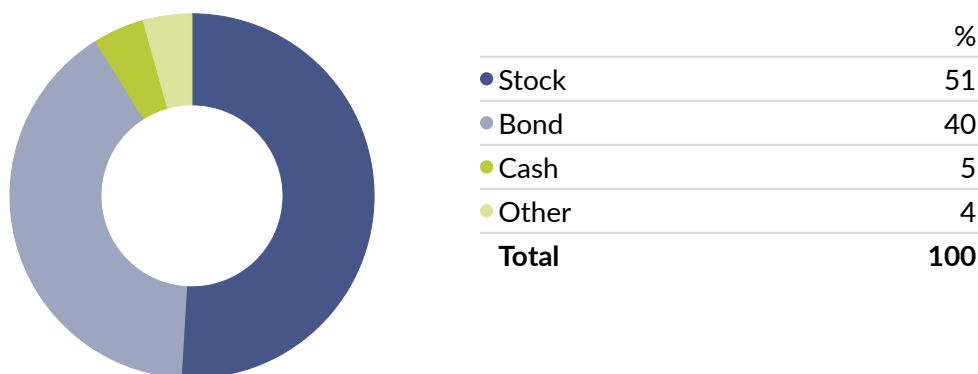
Ratings



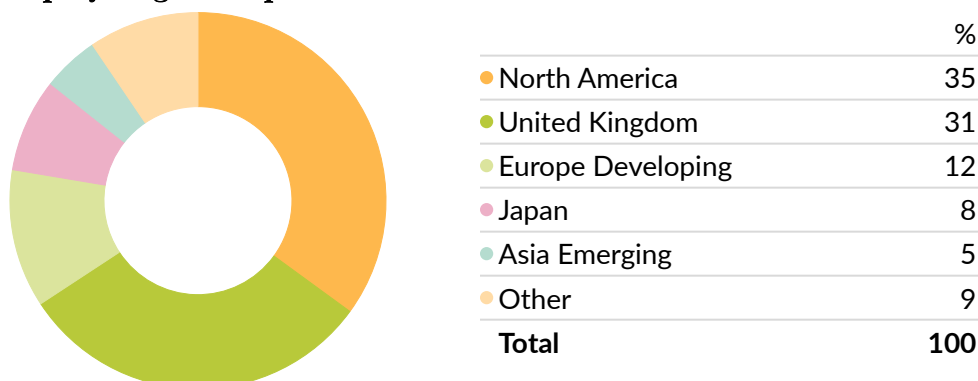
Top Holdings

Fund Name	Portfolio Weighting %
Man GLG Sterling Corp Bd Inst Inc G	7.5
Close Sustainable Select Fixed Inc X Acc	7.0
Schroder Strategic Credit L Inc	6.0
Guinness Global Equity Income Y GBP Dist	5.5
FTF Martin Currie UK Equity Income W Inc	5.0
Premier Miton Strat Mly Inc Bd C acc	5.0
Premier Miton US Opportunities B Acc	5.0
WS Gresham House UK Mlt Cap Inc C £ Acc	5.0
Fortem Capital Prgrv Gr A GBP Acc	4.0
iShares US Equity Index (UK) D Acc	4.0

Asset Allocation



Equity Region Exposure Breakdown



There may be small variations in the holdings and asset allocation of the portfolio between platforms due to share class and fund availability. Where a fund is not available on a platform, a suitable alternative is chosen. There may be some circumstances when certain investments (e.g. property funds) may not be readily realisable and investors may experience difficulty in selling the investment or in obtaining reliable information as to its value. The values may not equal 100 due to rounding.

Important Information. For Professional advisers only. This document is issued by Hawksmoor Investment Management Limited ("Hawksmoor") which is authorised and regulated by the Financial Conduct Authority. Hawksmoor's registered office is 2nd Floor Stratus House, Emperor Way, Exeter Business Park, Exeter, Devon EX1 3QS. Company Number: 6307442. This document does not constitute an offer or invitation to any person, nor should its content be interpreted as investment or tax advice for which you should consult your financial adviser and/or accountant. The information and opinions herein are compiled from sources believed to be reliable at the time of writing and are given in good faith, but no representation is made as to their accuracy, completeness, or correctness. Any opinion expressed in this document, whether in general or both on the performance of individual securities and in a wider economic context, represents the views of Hawksmoor at the time of preparation and may be subject to change. Past performance is not a guide to future performance. The value of an investment and any income from it can fall as well as rise as a result of market and currency fluctuations. You may not get back the amount you originally invested. All information referred herein is at the report date unless otherwise stated.

Source: Morningstar Direct

Manager Information

The Hawksmoor Model Portfolio Service is managed by:

Richard Philbin
CIO-Investment
Solutions



Kishan Raja
Investment Manager



For more information, please contact Jill Gill on 01392 454708 or at jill.gill@hawksmoorim.co.uk

Availability

This Portfolio is available on the following platforms: Aegon Retirement, Aviva, IFDL, Novia, Quilter, Standard Life Wrap, Transact

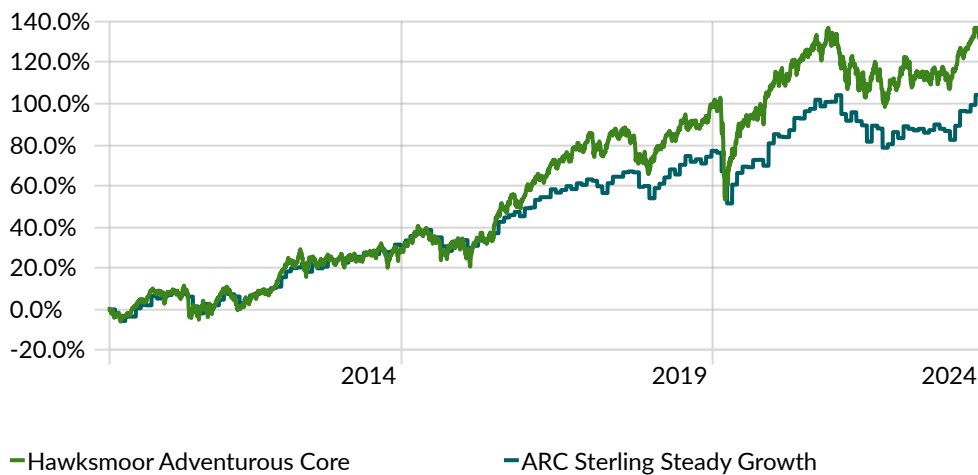
Hawksmoor Adventurous Core (60-80% Equity)

As of 30/04/2024

Objective

Adventurous (60–80% Equity) portfolios are intended for clients seeking returns similar to global equity markets, though not to the exclusion of capital preservation. The Portfolio value will tend to rise and fall with equity markets. The portfolio will be managed with an asset allocation and risk profile consistent with a Dynamic Planner Fund Risk Profile of 6. You should be looking to invest for at least 7 years. The objective of this portfolio is to provide returns from a combination of income and capital growth within this risk mandate.

Performance (since inception)



Cumulative Performance

	3 Months	1 Year	3 Years	5 Years	Since Inception
Hawksmoor Adventurous Core	4.13	9.94	6.97	26.46	135.77
ARC Sterling Steady Growth	2.89	7.48	4.54	20.10	101.84

Annual Performance

	YTD	2023	2022	2021	2020
Hawksmoor Adventurous Core	3.82	8.47	-10.32	11.24	5.85
ARC Sterling Steady Growth	2.74	7.20	-10.23	10.24	4.56

There may be small variations in portfolio yield, costs and past performance of the portfolio between platforms due to share class and fund availability, and because of the timing of the trading. Performance data sourced from Morningstar (total return, bid to bid, excluding fund rebates, and excluding fees applied by the platform and adviser, but including Hawksmoor's fee). These figures refer to the past and past performance is not a reliable indicator of future results.



HAWKSMOOR
INVESTMENT MANAGEMENT

Portfolio Facts

Inception Date:	22/04/2010
Estimated Portfolio Yield (%):	2.57
5 Year Return (%):	26.46
# of Holdings:	22
Hawksmoor annual management charge (%):	0.25
Ongoing charges of underlying funds (%):	0.56
Transactional and incidental costs of underlying funds (%):	0.19

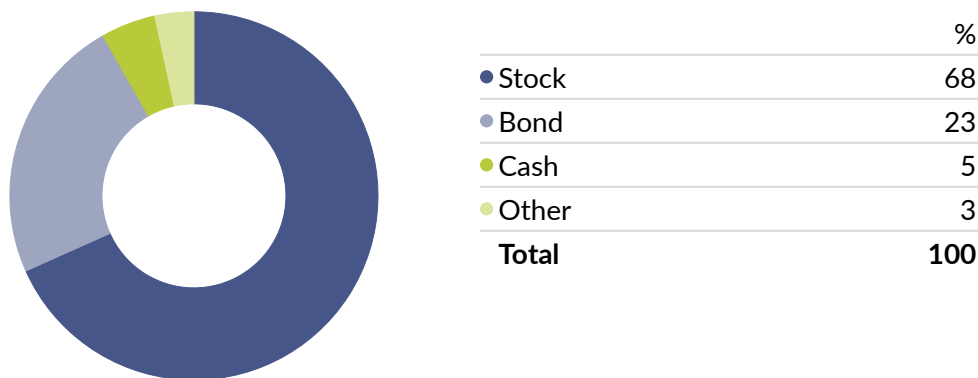
Ratings



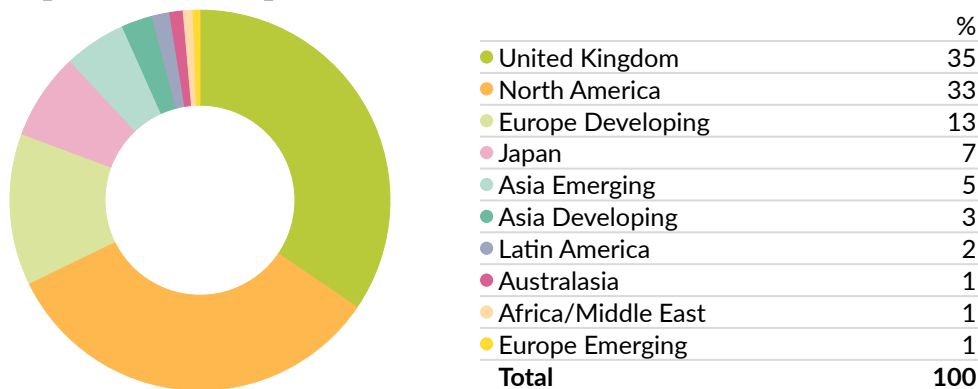
Top Holdings

Fund Name	Portfolio Weighting %
Man GLG Sterling Corp Bd Instl Acc F	8.0
iShares US Equity Index (UK) D Acc	7.5
Royal London Sustainable Leaders C Acc	7.0
iShares UK Equity Index (UK) D Acc	6.0
ES R&M European F GBP Acc	5.0
Fidelity Asia Pacific Opps W GBP Acc	5.0
Fortem Capital Prgrv Gr A GBP Acc	5.0
FTF Martin Currie UK Equity Income W Inc	5.0
M&G Japan GBP I Acc	5.0
Premier Miton Strat Mly Inc Bd C acc	5.0

Asset Allocation



Equity Region Exposure Breakdown



There may be small variations in the holdings and asset allocation of the portfolio between platforms due to share class and fund availability. Where a fund is not available on a platform, a suitable alternative is chosen. There may be some circumstances when certain investments (e.g. property funds) may not be readily realisable and investors may experience difficulty in selling the investment or in obtaining reliable information as to its value. The values may not equal 100 due to rounding.

Important Information. For professional advisers only. This document is issued by Hawksmoor Investment Management Limited ("Hawksmoor") which is authorised and regulated by the Financial Conduct Authority. Hawksmoor's registered office is 2nd Floor Stratus House, Emperor Way, Exeter Business Park, Exeter, Devon EX1 3QS. Company Number: 6307442. This document does not constitute an offer or invitation to any person, nor should its content be interpreted as investment or tax advice for which you should consult your financial adviser and/or accountant. The information and opinions herein are compiled from sources believed to be reliable at the time of writing and are given in good faith, but no representation is made as to their accuracy, completeness, or correctness. Any opinion expressed in this document, whether in general or both on the performance of individual securities and in a wider economic context, represents the views of Hawksmoor at the time of preparation and may be subject to change. Past performance is not a guide to future performance. The value of an investment and any income from it can fall as well as rise as a result of market and currency fluctuations. You may not get back the amount you originally invested. All information referred herein is at the report date unless otherwise stated.

Source: Morningstar Direct

Manager Information

The Hawksmoor Model Portfolio Service is managed by:

Richard Philbin
CIO-Investment
Solutions



Kishan Raja
Investment Manager



For more information, please contact Jill Gill on 01392 454708 or at jill.gill@hawksmoorim.co.uk

Availability

This Portfolio is available on the following platforms: Aegon Retirement, Aviva, IFDL, Novia, Quilter, Standard Life Wrap, Transact

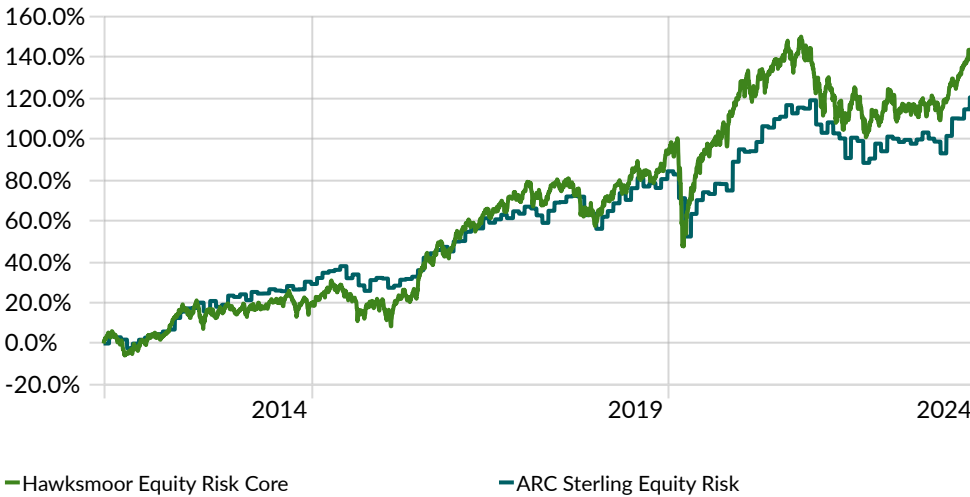
Hawksmoor Equity Risk Core (80-100% Equity)

As of 30/04/2024

Objective

Equity Risk (80–100% Equity) portfolios are intended for clients seeking returns similar to global equity markets. The Portfolio value will tend to rise and fall with equity markets. The portfolio will be managed with an asset allocation and risk profile consistent with a Dynamic Planner Fund Risk Profile of 8. You should be looking to invest for at least 7 years. The objective of this portfolio is to provide returns from a combination of income and capital growth within this risk mandate.

Performance (from inception)



Cumulative Performance

	3 Months	1 Year	3 Years	5 Years	Since Inception
Hawksmoor Equity Risk Core	4.98	12.13	3.76	34.73	141.67
ARC Sterling Equity Risk	3.59	8.98	5.46	25.35	117.53

Annual Performance

	YTD	2023	2022	2021	2020
Hawksmoor Equity Risk Core	5.24	9.52	-14.10	10.47	14.52
ARC Sterling Equity Risk	3.52	8.30	-11.40	12.31	5.82

There may be small variations in portfolio yield, costs and past performance of the portfolio between platforms due to share class and fund availability, and because of the timing of the trading. Performance data sourced from Morningstar (total return, bid to bid, excluding fund rebates, and excluding fees applied by the platform and adviser, but including Hawksmoor's fee). These figures refer to the past and past performance is not a reliable indicator of future results.



Portfolio Facts

Inception Date:	31/01/2012
Estimated Portfolio Yield (%):	2.12
5 Year Return (%):	34.73
# of Holdings:	21
Hawksmoor annual management charge (%):	0.25
Ongoing charges of underlying funds (%):	0.63
Transactional and incidental costs of underlying funds (%):	0.22

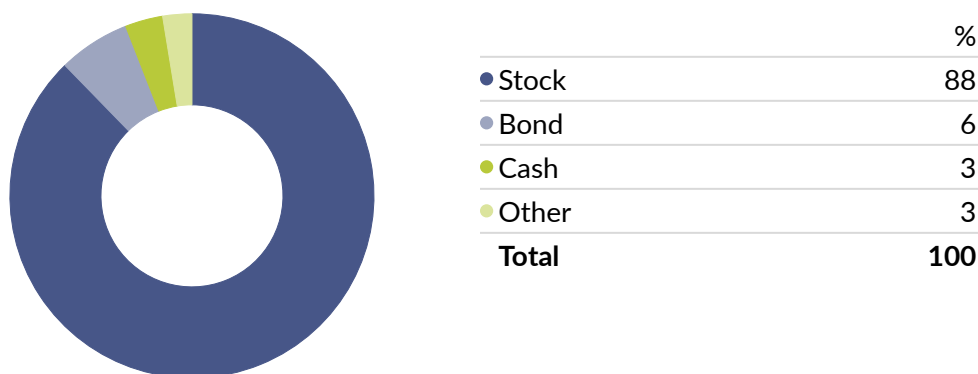
Ratings



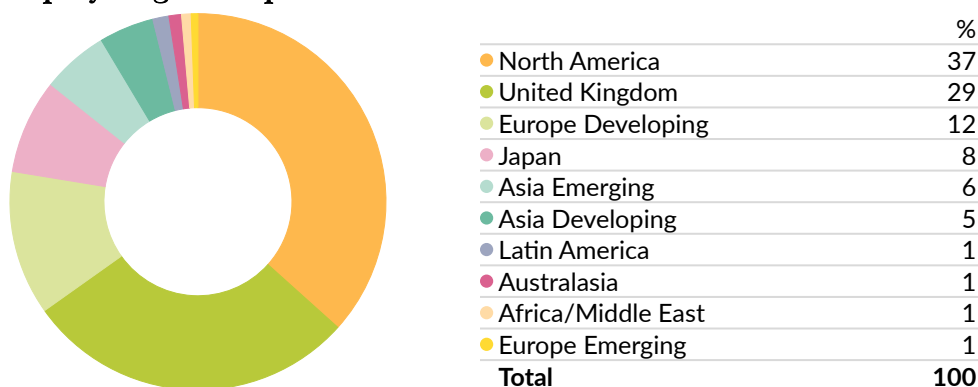
Top Holdings

Fund Name	Portfolio Weighting %
Guinness Global Equity Income Y GBP Dist	7.0
iShares US Equity Index (UK) D Acc	7.0
L&G International Index I Acc	7.0
Fidelity Asia Pacific Opps W GBP Acc	6.0
Man GLG Sterling Corp Bd Instl Acc F	6.0
iShares UK Equity Index (UK) D Acc	5.0
Polar Capital Biotech I Inc	5.0
Premier Miton US Opportunities B Acc	5.0
Redwheel Next Gen Em Mkts Eq S GBP Inc	5.0
WS Gresham House UK Mlt Cap Inc C £ Acc	5.0

Asset Allocation



Equity Region Exposure Breakdown



There may be small variations in the holdings and asset allocation of the portfolio between platforms due to share class and fund availability. Where a fund is not available on a platform, a suitable alternative is chosen. There may be some circumstances when certain investments (e.g. property funds) may not be readily realisable and investors may experience difficulty in selling the investment or in obtaining reliable information as to its value. The values may not equal 100 due to rounding.

Important Information. For Professional advisers only. This document is issued by Hawksmoor Investment Management Limited (“Hawksmoor”) which is authorised and regulated by the Financial Conduct Authority. Hawksmoor’s registered office is 2nd Floor Stratus House, Emperor Way, Exeter Business Park, Exeter, Devon EX1 3QS. Company Number: 6307442. This document does not constitute an offer or invitation to any person, nor should its content be interpreted as investment or tax advice for which you should consult your financial adviser and/or accountant. The information and opinions herein are compiled from sources believed to be reliable at the time of writing and are given in good faith, but no representation is made as to their accuracy, completeness, or correctness. Any opinion expressed in this document, whether in general or both on the performance of individual securities and in a wider economic context, represents the views of Hawksmoor at the time of preparation and may be subject to change. Past performance is not a guide to future performance. The value of an investment and any income from it can fall as well as rise as a result of market and currency fluctuations. You may not get back the amount you originally invested. All information referred herein is at the report date unless otherwise stated.

Source: Morningstar Direct

Manager Information

The Hawksmoor Model Portfolio Service is managed by:

Richard Philbin
CIO-Investment
Solutions



Kishan Raja
Investment
Manager



For more information, please contact Jill Gill on 01392 454708 or at jill.gill@hawksmoorim.co.uk

Availability

This Portfolio is available on the following platforms: Aegon Retirement, Aviva, IFDL, Novia, Quilter, Standard Life Wrap, Transact