

Wellian (HIS) Growth Passive

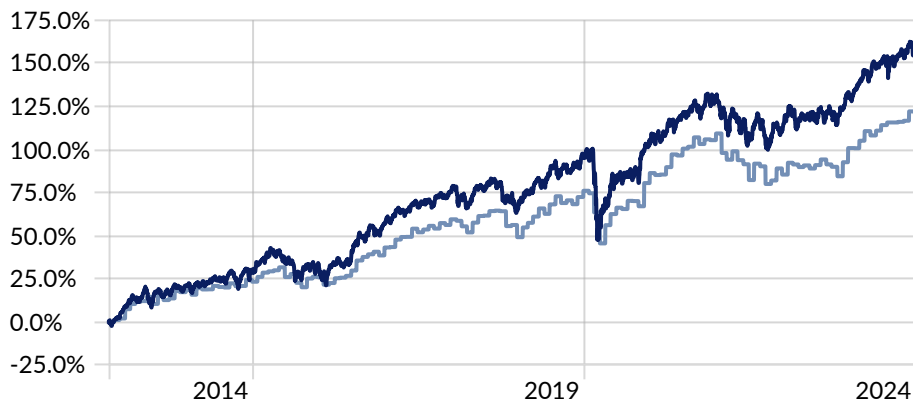
As of 31/12/2024

A range of portfolios designed and managed by the Investment Solutions team at Hawksmoor Investment Management.

Investment Objective

The Growth Passive model aims to provide long term capital growth for investors who are willing to accept a higher level of risk by investing across global markets into a range of asset classes using passive funds, although some active funds may be used where we cannot replicate an index. Equity exposure within this portfolio will typically be between 80% - 100%. The portfolio's benchmark is the ARC Sterling Equity Risk PCI.

Performance (since inception)



— Wellian (HIS) Growth Passive

— ARC Sterling Equity Risk

Cumulative Performance

	3 Months	1 Year	3 Years	5 Years	Since Inception
Wellian (HIS) Growth Passive	1.44	10.44	11.81	32.07	157.67
ARC Sterling Equity Risk	2.09	9.80	5.36	25.22	120.58

Annual Performance

	YTD	2023	2022	2021	2020
Wellian (HIS) Growth Passive	10.44	10.41	-8.30	13.25	4.30
ARC Sterling Equity Risk	9.80	8.30	-11.40	12.31	5.82

There may be small variations in the yield, costs, and past performance of the portfolio between platforms due to share class and fund availability, and because of the timing of the trading. Performance data sourced from Morningstar (total return, bid to bid, excluding fund rebates). Performance figures excluding fees applied by the platform, adviser, and Hawksmoor. The addition of these fees would have an impact on performance. These figures refer to the past and past performance is not a reliable indicator of future results.



HAWKSMOOR
INVESTMENT MANAGEMENT

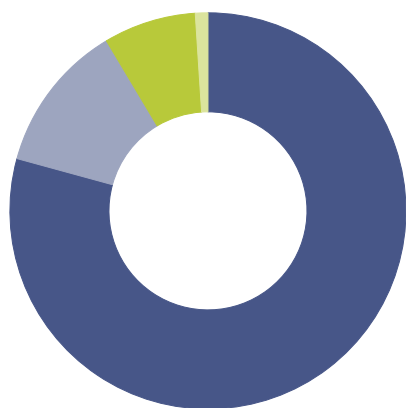
Portfolio Facts

Inception Date:	31/10/2012
5 Year Return (%):	32.07
# of Holdings:	14
Hawksmoor annual management charge (%):	0.25
Ongoing costs of underlying funds (%):	0.19
Transactional and Incidental costs of underlying funds (%):	0.07
Estimated Portfolio Yield (%):	2.41

Top Holdings

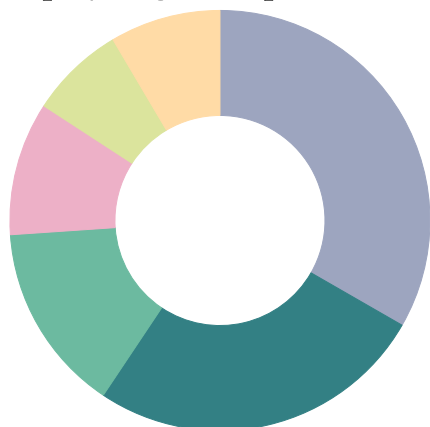
Fund Name	Portfolio Weighting %
Fidelity Index UK P Inc	12.5
Fidelity Index World P Acc	12.0
Fidelity Index US P Acc	11.0
L&G UK Mid Cap Index I Acc	10.5
HSBC European Index Income C	9.5
Fidelity Index Japan P Acc	7.0
L&G Pacific Index C Acc	7.0
SEI GMF Liquid Alternative H£ Wlth A Inc	6.0
Vanguard Glb Small-Cp Idx £ Acc	5.5
Fidelity Index Emerging Markets P Acc	4.5

Asset Allocation



	%
● Stock	79
● Bond	12
● Cash	8
● Other	1
Total	100

Equity Region Exposure Breakdown



	%
● North America	33
● United Kingdom	26
● Europe Developing	15
● Japan	10
● Asia Developing	7
● Other	9
Total	100

There may be small variations in the holdings and asset allocation of the portfolio between platforms due to share class and fund availability. Where a fund is not available on a platform, a suitable alternative is chosen. There may be some circumstances when certain investments (e.g. property funds) may not be readily realisable and investors may experience difficulty in selling the investment or in obtaining reliable information as to its value. The values may not equal 100 due to rounding.

Important Information. For Professional advisers only. This document is issued by Hawksmoor Investment Management Limited ("Hawksmoor") which is authorised and regulated by the Financial Conduct Authority. Hawksmoor's registered office is 2nd Floor Stratus House, Emperor Way, Exeter Business Park, Exeter, Devon, EX1 3QS with company number 6307442. This document does not constitute an offer or invitation to any person, nor should its content be interpreted as investment or tax advice for which you should consult your financial adviser and/or accountant. The information it contains have been compiled from sources believed to be reliable at the time and are given in good faith, but no representation is made as to their accuracy, completeness or correctness. Past performance is not a guide to future performance. The value of an investment and any income from it can fall as well as rise as a result of market and currency fluctuations. You may not get back the amount you originally invested. All information referred herein is at the report date unless otherwise stated.

Manager Information

The range of Model Portfolios is managed by:

Richard Philbin
CIO- Investment
Solutions



Kishan Raja
Investment Manager



For more information, please contact Jill Gill on 01392 454708 or at jill.gill@hawksmoorim.co.uk

Availability

This Portfolio is available on the following platforms: Aviva, Elevate, IFDL, Novia and Nucleus